



## PRE PRIMARY ORIENTATION 2019-20

Anand Niketan Maninagar Campus organized an Orientation Programme for the parents of Pre primary Section in school. The aim was to familiarize the parents as 'partners in progress' with the curriculum, rules and regulations of the school, teaching methodologies and the co-scholastic activities.




## WATER FILLING

This activity gives many opportunities to develop fine and gross motor skills across age ranges. Children will increase their fine motor skills and hand-eye coordination through actions. They had to transfer water from one bucket to another, wherein the child has to concentrate that the water should not spill out, so the child holds the mug properly and pours water nicely in the other bucket. It will also help master the pincer grip which will enable them to hold a pencil correctly. It will introduce children to terms such as Full, Empty, Half, Less.



## SALT TRAY

The salt looks and feels interesting, and makes such a wonderful sound as your child scrapes through it with a paintbrush or a finger. The fun is watching the colours come through when writing and drawing in the salt. A Rainbow salt tray is a fun way to include pre-writing activities into your child's day. Sensory writing activities keep children engaged and learning in a fun hands on way. The purpose of this tray is to allow children to practice writing without the stress of holding a pencil. This is a carefree and fun way to help kids to learn how to write.



## WALKING ON SLANTING LINE

Walking on the slanting line help kids improve eye-hand coordination. It helps develop their body's awareness levels and also helps improve concentration. This activity helps kids to understand the pre-writing strokes, which later helps them to develop their writing skills.






## FINGER PRINTING ON LETTER A

Learning of letter A is a first step to begin learning the language. To make learning more enjoyable and better, the little ones did finger printing on letter A. This activity helped them to recognize the alphabet and develop their cognitive skills. They enjoyed the activity.



## HAND PRINTING WITH RED COLOUR



Colour, Colour

Which Colour?

Red colour



Red is the favourite colour of most of the little ones. Doing hand printing is also a fun. The little fawns enjoyed the hand printing with red colour.


The activity help them to know their own hand print. It was a very fascinating experience for them.



## SEASONS PROJECT

Each moment of the year has its own beauty. All seasons are beautiful for the person who carries happiness within. 'Creativity is just connecting things'. Project work always depicts creativity.

Students of Grade 1 created models to represent different seasons. They gave a detailed description of seasons using craft materials. They showcased things and food items we use in a particular season. they mentioned the months in which these seasons occurred. These projects also helped the students for the recapitulations of the concepts they had learnt in previous grade.



## 3-D SHAPES MODEL ACTIVITY


'The object of art is to give life a shape'. Students of Grade – 2 designed models of 3-D shapes in summer break. They decorated models using cardboard, thermocol sheet and even making a model of clown using 3-D shapes like cube, cylinder, cone, sphere, etc. This project helped the students to observe the difference between 2-Dimensional and 3-Dimensional shapes i.e. difference between square and cube, difference between rectangle and cuboid, etc.





## ALLIGATOR ACTIVITY

Learning numbers is so fun . Little fawns of K-1 enjoyed the concept of greater and smaller number through the alligator activity. Learning the number value, showing the alligator eating greater number was so much fun filled.



## COLLAGE MAKING OF LETTER "A"

Picture and objects together create memory to retain more quickly the letter taught in the class. With the same intentions the kids of PRE-K were asked to bring paper cut outs of objects with letter "A" and make a collage of it.



## MAGIC PAINTING ON LETTER "C"

Everyone loves magic and doing a magic is a life long memory. Tiny tots of PRE-K enjoyed doing a magical painting by spreading water colour on the letter C and making it visible.



## ABOVE, MIDDLE, BELOW

The words that define relationships in space are vitally important because they are part of the basic framework for future learning. Children pick up many of these words in daily interactions but they may not understand others. So to make their understanding clear we had organized an activity where the students were placing a cartoon character as per their teacher's commands.



## BINDI PASTING ACTIVITY

Bindi pasting activity was done by the students of Pre-k to enhance the concept of numbers. They had to paste 3 bindi's to make the kids to get clear about the numeric value. This activity also helped them to develop their eye hand co ordination as well as concentration.



## EAR BUD PRINTING

Ear bud printing help the kids develop their fine motor skills and their pincer grip. It also extends their creativity & imagination. And the main purpose behind the activity was that the child is learning zig- zag pattern, which will later help them in writing alphabets.






## COIN BOX ACTIVITY

Pre-K kids learned different shapes and colour through coin box activity. It enhanced their cognitive skills.



## PEG PIN ACTIVITY

To strengthen the numeracy skills of K2 kids concept of Backward counting was introduced through car activity and recapitulated through peg pin activity.



## ABSTRACT ART

Abstract art by  
Mohd. Umar  
of K-I



## ADDICTED TO ADDITION

It was the stepping stone activity, conducted to introduce the concept of addition. Students counted the cards and objects given to them. Then, they combine the objects and cards altogether to find out the sum. They also made different combinations of numbers to make a particular number. For e.g.  $3+3=6$ ,  $5+1=6$ ,  $4+2=6$ ,  $6+0=6$ .



## ANIMAL WHEEL

'Animal Wheel Activity' is a subject enrichment activity. Students of Grade 2 learnt about the different eating habits of animals, the usefulness of animals and they recognized common animals and birds through hands on learning by using 'Animal Wheel' kit. Students arranged the animals according to their food habits and usefulness in the wheel. Teacher made them familiar with terms like herbivores, carnivores and omnivores and gave them more examples of animals and birds.



## FINGER FAMILY KIT

A family is the first school in which a child receives the basic values of life. Family is important because it provides love, support and a framework of values to each of its members. Family members share life's joys and sorrows. Our Grade -I students performed the activity "My Sweet Family" in which they made family members candies and introduced their family members.





## HUNDREDS BOARD

In this activity, students learnt the concept of skip counting in Math Lab. They used 'thin square tiles' and 'hundreds board'. Students practiced skip counting by 2's, 5's and 10's through hands on activity as well as in Math Lab Manual. Hundreds Board is also useful to learn other concepts like before number, after number, between number, add 10, subtract 10 etc.



## MY SWEET FAMILY

It was a stepping stone activity conducted to introduce the concept of 'Family'. Teachers gave ice-cream sticks to students with family member's name. Students read names of family members and stick photos of their family members accordingly, for e.g. photo of mother on the mother ice-cream stick. This activity helped the students to learn about family members.



## SPECIAL NOUNS


Special Nouns Activity was conducted to introduce the concept of 'Special Nouns'. In this activity, teacher discussed special names with children. Teacher asked different questions like name the places you visit, name of your pet, name of your best friend to let students understand about the special names of person, place, animal and thing. After that, each student wrote a special name on sticky note. At last, teacher discussed all the special names written by children.



## RECOGNISING THE ASTRONAUT ACTIVITY



Tiny ambitious astronauts of astronomy club were made familiar with the term “Astronomy” and given a short detail about its history. They were also briefed about different elements involved in it. Later, they were explained about “Astronomers” and what does an astronomer do. They were also given knowledge about “Astronauts” and their work. They were explained the term “Astronomers” and “Astronauts” through videos. Students were explained how an astronomer is different from an astronaut and in which aspects.

Through PowerPoint presentation, students were briefed about different astronauts. After the session, students were given images of astronaut and each group identified, demonstrated and give a short detail of that astronaut.



## SWEET BANANA MESSAGE

In ‘STEAM CLUB’, students performed-‘Making of Rounder Activity’ in which they made a rounder using straws. They also made circles of different sizes with the help of the rounder they made. ‘Sweet Banana Message Activity’ in which they wrote a message for their family members using a toothpick. After writing a message on the banana, the message turns into brown colour. They also learnt the reason behind this, that the enzyme present in banana gets react with oxygen that’s why the message turned into brown colour. It is a life hack which students can also use in their life as they can write a short message on the banana which they can’t tell directly.





# FIELD TRIP TO FIRE STATION

“Safety First is Safety Always”

ANM little fawns of K2 experienced a fun yet educational field trip to fire station to enhance their knowledge about fire fighters, their skill sets and fire safety tips. Fire fighters demonstrated how they use fire trucks in an emergency. The fireman showed them uniforms, equipment and tool sets. Kids had hands on experience on fire hose and learn how to “Stop, Drop and Roll”. The kids thanked our community helper –fire fighter.






# FIELD TRIP TO NOCTURNAL ZOO

The students of Grade I & II visited The Nocturnal Zoo as a part of an educational trip. It's a specially designed zoo where nocturnal animals are kept and viewable by the public. The unique feature of the zoo is that it is dark during the day and lit at night to enable visitors and researchers to more conveniently study nocturnal animals with their natural characteristic and behaviour during the daylight hours. At the Zoo, the children saw some Wild Cats, Bats, Owls, Porcupines, Leopard, Jackal, Wolf, Hyena and other nocturnal animals. They were thrilled on seeing these animals, especially the bats and Owls busy with their regular activities and they listen to the sounds made by the animals carefully. After a well spent morning at the Zoo the children returned to school fully satisfied and with happy memories. It was a learning experience for the children.



G-II Dhyan I ris

Field Trip Report

Where did we go? 

Nocturnal Zoo ✓

Write a sentence about something you learned.....

We learnt about Nocturnal animals that can see in night.



Make a list of things You saw...

- 1) Leopard
- 2) Hyena
- 3) Owl
- 4) Jackal's foot
- 5) Porcupine

What was your favourite part?


Owl

Hyena

Grade II shivansh 25

Field Trip Report

Where did we go? 

Nocturnal Zoo ✓

Write a sentence about something you learned.....



Owl's eyes are very big they can see 100 feet far at night

Make a list of things You saw...

We saw owl  
We saw vulture  
We saw leopard  
We saw hyena  
We saw porcupine

What was your favourite part?

My favourite part is Hyena



## MOM & ME- GRACE & GLAM

Mothers today are skilfully juggling on multiple fronts, be it personal or professional front, often leaving barely enough time for them that mandates them to make quick decisions to get ready. ANM organized the 'Grace N Glam' grooming 'workshop for pre primary mothers that gave our mums an opportunity to learn trendy make up looks , hair styles and sari draping .The day helped our young mothers to identify their personal styles and enhance their personality and confidence. Workshop was followed with the scrumptious brunch and ended with the valuable feedback from the mothers.



## LAUNDRY DAY

ANM believes in imparting learning through experience for our little fawns To make them independent and self-sufficient .Our little fawn of Pre K and K1 enjoyed 'Laundry Day' wherein they learnt to segregate clothes on the basis of clean and dirty, washing, drying, pegging, folding and storing clothes properly. The objective is to develop gross and fine motor skills, enhance their life skills along with an understanding of clean and dirty, and why is it important to keep clothes clean.





## WATER PLAY

The little fawns of PRE K welcomed the showers of rain with the pool activity. Bubbling with excitement and enthusiasm, children thoroughly enjoyed the splash pool activity, jumping in the water, splashing water at their friends and playing with floating toys. Water play helps in gross motor development, eye hand co-ordination and also helps in vocabulary development.



## BITS AND BYTES

Anand Niketan Maninagar focuses on the all round development of the students. As in today's world life has become impossible without technology, the Bits and bytes club at ANM facilitates the students to become tech-savvy as they learn about the computer, software, hardware and various application that can be used in day to day life.





## INTERNATIONAL DIMESIONS

As is every year, this year, Anand Niketan Maninagar is proud to host Rebecca, International student from USA, under the International Student Exchange Programme . Ms Harpreet Shah, honourable Director, Anand Niketan Maninagar , gave a warm welcome to Rebecca in the true Indian tradition. Rebecca interacted with the Anand Niketanites . She introduced herself, as well as , shared her experience in India. We look forward to an enriching intercultural experience which brings together Indian values and American traditions.




## FORTHCOMING EVENTS



**06-08-19 :**  
**Foundation Day**

**14-08-19 :**  
**Independence Day &  
Rakshabandhan  
Celebration**

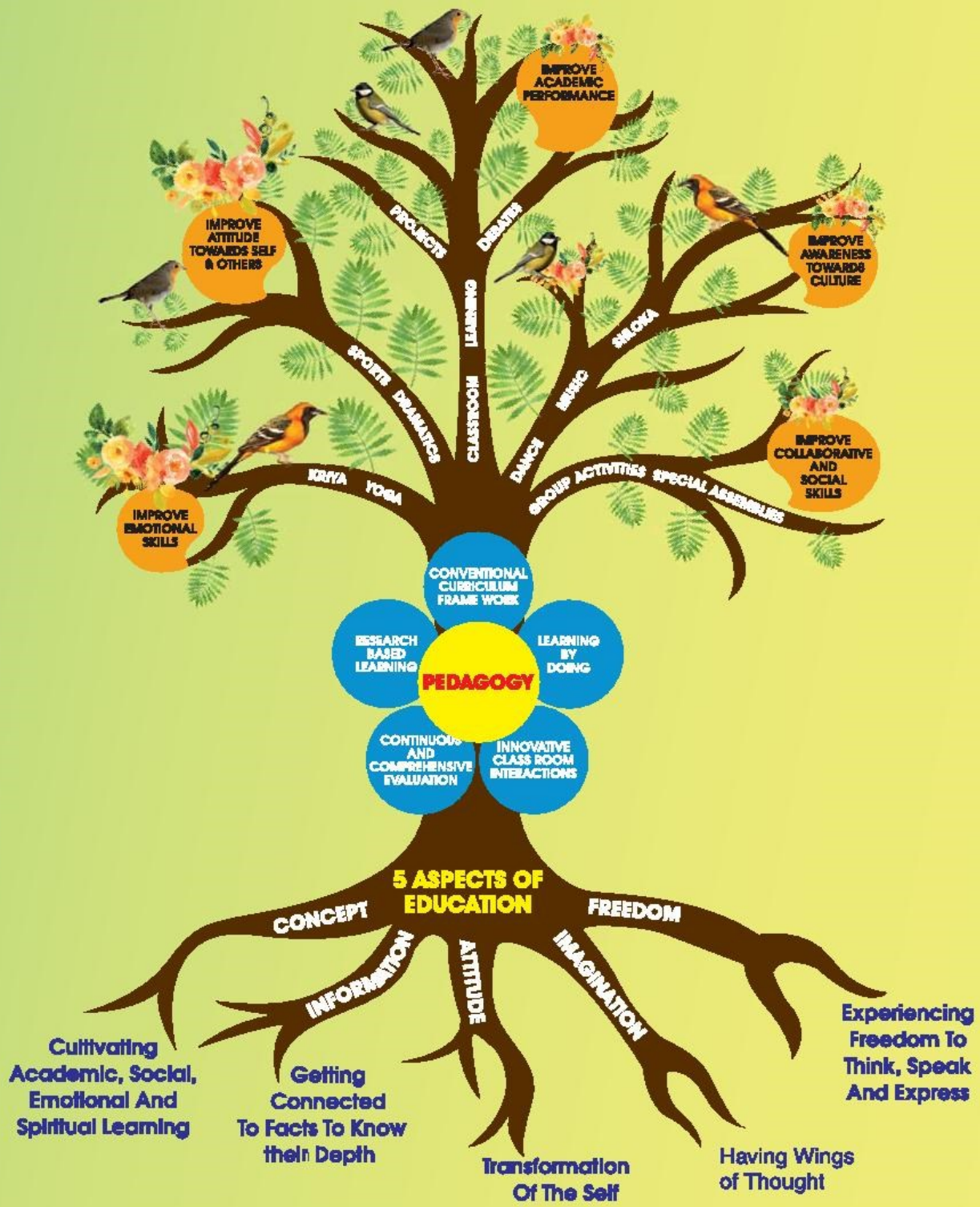


**15-08-19 :**  
**Independence Day  
Flag hoisting**



**23-08-19 :**  
**Janmashtami  
Celebration**





# ANAND NIKETAN

**Address :** Hathljan Village, Jasoda Nagar - Memdabad Highway, Ahmedabad.  
**City Office :** 9924052800 **Mobile :** 079 29708585, 9662028554  
**Email :** anmaninagar@anandniketan.org  
**website :** www.anandniketanmaninagar.org