



FROM THE EDITOR'S DESK

Dear Readers,

August and September were months replete with patriotism and festivities. On one hand, we celebrated the creation of a free democratic independent India, while on the other hand, the inconspicuous bond of protection was appreciated through Raksha Bandhan celebration and the arrival of lord Ganpati blessed us with auspicious beginning of forthcoming festivals.

The Teachers Day 2019-2020 was a day with a difference, when, the students didn't become teachers but the teachers once again reveled in their childhood student days as they prepared themselves for an interhouse war of talent. We were infact amazed to see the latent talent of our educators, who showed that they are equally adept on the stage and not only in the classrooms.

The teaching aids competition involved the educators of Keystage I who designed, prepared and demonstrated their best teaching aid that they could use in the classroom teaching. The teaching aids were judged by Shri Kamal Mangal Sir, Chairman, Anand Niketan Group of Schools along with Harpreet Mam, Director, Anand Niketan Maninagar.

The ANM teaching awards appreciated the teaching prowess of our educators. Apart from this, a memorabilia of a decade long journey of Anand Niketan Maninagar was shared by the management with the staff and students.

Do go through these informative pages of the Campus Collage, which reflect the essence of hip and happenings in the school for the months of August and September.

Shilpa Indoria

Editor

Campus Collage



Co-Scholastic Activities

INDEPENDENCE DAY & RAKSHABANDHAN CELEBRATION.

To commemorate the indomitable spirit of our freedom fighters because of whom we are enjoying the fruits of freedom and also our Armed Forces who guard valiantly on the borders of our nation so that we all have protected life, ANM Key stage 1 kids celebrated INDEPENDENCE DAY and RAKSHABANDHAN with the great spirit and enthusiasm and appealed for the freedom from anger, old clichés, rituals and social evils.



*The Emotional connect of Wisdom and experience
with innocence and love*

SALUTING THE GRANDPARENTS

Grandparents are the family's greatest treasure, the founders of a loving legacy, the greatest storytellers, the keepers of tradition and the family's strong foundation. Through their special love and care, grandparents keep a family close at heart. To honour them ANM celebrated Grandparents Day on 14th September. Grandparents enjoyed some mesmerizing moments and relived their childhood with the grandchildren through fun games.



LEARNOVATE- TEACHING AID COMPETITION

With teachers day round the corner, ‘Learnovate - Teaching Aid competition’ provided the right impetus to the educators, who for once became a part of flip learning, and became students who tried to present their innovative ways of concept teaching in classrooms. Guided by Anmol Mam, Curriculum and Instruction Coordinator, teachers enthusiastically participated in the competition. The educational event and the teaching – learning environment shaped under the able inspiration and vision of honourable Harpreet Mam, Director Anand Niketan Maninagar Campus. The preminent event that was an amalgamation of learning, innovation and teaching, was presided and judged by respected Kamal Sir, Chairman , Anand Niketan Group of Schools , beloved Harpreet mam, Director Anand Niketan Maninagar Campus and endearing Lamiya Mam, Director Anand Niketan Shilaj. Competition is a great motivation to work, and a healthy competition drives us towards excellence in our work.



TEACHERS DAY CELEBRATION

The Student’s Council Members of Anand Niketan Maninagar organized a cultural extravaganza for their beloved teachers on 5th September,2019 .Anand Niketan Maninagar marked a Green Teachers Day as the students gifted saplings to the teachers .The thrilling and exciting star performance of the day was the Inter House Teachers’ Talent Show .The children were overjoyed to watch their teachers dancing to the beats, singing soulful melody and gyrating to the traditional folk lore. Speaking on the occasion, our Honourable Trustee Sir Sh Amit Shah reiterated that the role of a teacher is very important in moulding a child’s life whether at school or outside the school.As is the tradition, the Management of Anand Niketan Maninagar appreciated the efforts of its staff members in the past academic session 2018-19 by bestowing coveted awards in recognition of their contribution towards the school and the well being of the children.



TEACHING AWARDS 19-20

Promising Educator	Academic Excellence	Best Junior Club	Promising Educator	Grade	Learnovate Group
Aarti Thakkar	Bharna Ahuja	Steam Club	Manpreet Kaur	PRIE/JP/PM	Vaishali Gehlot (JP) Group-I
Nisha Parihar	Sakshi Chopra		Jyoti Madan		Nisha Parihar Group-I
Pinky Yadav	Sonali Mann	Best Senior Club	Pratiksha Pansley	Pre Primary	Pratiksha Pansley Group-I
Mahima Shah	Chandini Manya	Steam Club	Bhainini Sikha	II Poppies	Sakshi Chopra Group-I
Mridula Dave		Academic Excellence	Mridula Dave	V Andromeda	
Shilpi Srivastava	Sonali Mann	Best Activity	Pooja Bhandari	VI Orion	Chandini Shivastani Group-II
Hardika Rawal	Chandini Manya	Western Dance	Roochi Bodi	X Aryabhata	
Johny Abraham					
Harni Patel (RN)	Cent Percent Attendance				
Rafida Kazi (JP)	Aarti Thakkar				

INTER-HOUSE TEACHER'S TALENT SHOW

HOUSE	WINNER
VAAYU	FIRST
AGNI	SECOND
PRITHVI	THIRD
JAL	FOURTH




KRISHNA JANMASHTAMI CELEBRATION

Key Stage 1 celebrated the birthday of Lord Krishna with great devotion and enthusiasm, on this Janmashtami. Our little fawns looked adorable as they dressed as Krishna, Radhas and Gopis. A splendidly colorful program was organized by the children and the pre-primary teachers. It reminded the students about Lord Krishna's devotion and obedience .



HINDI DIVAS

“Hindi Diwas” is celebrated on 14th September each year in India. A special assembly was conducted by Pre K little fawns of ANM to mark the importance of the country's most widely spoken language . The assembly started with a Sanskrit shloka and the Hindi Prayer ‘Itni Shakti Humein de na data’ sung by the teachers and Kids. Cute little fawns demonstrated Hindi swars on stage and enjoyed foot tapping dance on all time favourite rhyme ‘Lakdi ki Kathi kathi pe ghoda’. The assembly concluded with the national Anthem



हिन्दी

Little Fawns at Work

MAKING OF I WITH CANDY STICK

Learning Alphabets is so important and remembering them too. To make the task easy, the little fawns of Pre-k were given 3 candy sticks and they made I using the candy sticks. It was fun and helped kids to develop their cognitive skills.



MUSIC LESSONS

K2 kids enjoying their music lessons and enhancing their musical and concentration skills




YOUNG EXPLORERS

K1 kids understand that there are limits to what the eye can see and that a magnifying glass can help extend those limits. They magnified every speck of dust to understand their surrounding.



REEL PRINTING ON 'H'

This activity allows kids the freedom to explore their creativity and imagination. Exploring the patterns, the reel impression transferred onto the paper. It also helps children in self-expression using paint, eye and hand coordination, fine motor development, experimenting and exploring with a new paint tool as well as colour recognition.



SAND PASTING ON NUMBER '8'

Sand is a great way to get textures into the hands of children with sensory issues. Sand play increases sensory skills, fine motor skills, hand eye coordination, creativity, and language development. It also helps to increase their attention span/concentration and to build perseverance. It also helped them to understand the formation of number '8'.



MAKING RABBIT WITH SPOON:

Creating an Art and craft project helps to develop their fine motor skills. Art also allows children to expand their essential vocabulary. They learn the names of different shapes, colors, and materials without it seeming like a chore or a memorization exercise. The kids made a rabbit using spoon and paper; this helped them to know the main features of rabbit, eg. It has long ears.



COIN BOX ACTIVITY

Learning colours and shapes are building blocks of cognitive development. Pre—K kids learnt colours and shapes through coin box activity.




Putting a coin in the coin box is fun . It makes us happy and we feel doing it again and again. The tiny tots of Pre-k did coin box activity using different colour & shapes and put them in the holes of the same shape.




REDUCE PLASTIC : USE PAPER CUP

Origami is good for children as it develops eye to hand co-ordination, sequencing skills, math reasoning, spatial skills, memory, and also patience and attention skills. It allows children to develop fine motor skills and mental concentration. Use of the hands directly stimulates areas of the brain. In an attempt to support the nation's call to reduce the usage of plastic, the little fawns learnt to make paper cups through the art of origami.



DOUGH PLAY ACTIVITY

Play with dough strengthens the muscles in little hands and provides apt exercise for the little fingers. These fine motor skills will be used later for hand writing, cutting, coloring etc. Along with Clay moulding our fawns also learned the emotions of being happy & sad.



DIFFERENT STROKES : FORK PRINTING

Different techniques of painting help children to bring innovation in the colourful world around them. Our little fawns learnt the fork printing to make the lion mane.



SNAP ACTIVITY

K2 kids enhanced their Interpersonal skills by pairing themselves with their Rhyming word.




MAGIC PAINTING – SKETCH BOOK

Magic painting is loved by little ones of Pre-K . Number 6 was written with white crayon and kids did sponge painting on it . The kids were amazed to observe the magic of number 6.




BLUE COLOR DAY CELEBRATION

Blue symbolizes trust, loyalty, confidence, intelligence and truth. In order to emphasize the importance of Blue colour, PRE K cute blooming buds celebrated Blue Color Day. They came dressed in different shades of Blue and carried their favourite blue colour object. The significance of blue colour was reiterated through blue objects obstacle race that enhanced their gross motor skills.




YELLOW DAY CELEBRATION

Pre K little fawns celebrated yellow day with optimistic energy which was as positive as the sunshine. Students were all dressed up in different hues and tints of yellow and enjoyed different fun activities like yellow filters, colouring, hand printing and sorting.



NEAR & FAR BINOCULAR

Nowadays the little ones have gone tech savvy using new device to learn. Tiny tots of K-1 understood the concept of near and far using binoculars.



HAPPY AND SAD SMILEY

As the friendship day approached, the kids of K-1 made friendship bands with straw and rubber bands. They were told the importance of friendship. All wished each other happy friendship day.




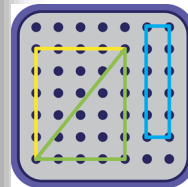

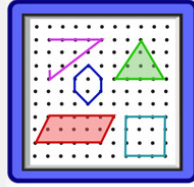
FRIENDSHIP BAND

Friends provide joy. They are the ones with whom we play, fight and laugh. Our little fawns of K1 kids celebrated friendship day by making friendship bands for their best friends.



GEO BOARD

Our little fawns of Pre-k made square shapes with rubber bands on geo board.




SPONGE DABBING

Our little fawns traced letter 'F' by sponge dabbing on letter 'F'. This activity helped them to improve their eye – hand co-ordination, fine motor development, experimenting & explore with new painting technique.



THUMB PRINTING ON NO. 4

Our fawns learnt no. 4, by the activity of thumb printing .



MY FAMILY

As a concept of my family students did the dramatization, acting as different members in a family. Teachers also explained them about the importance of our family members.



RAINBOW

The little ones love rain, with rain and little sunshine comes rainbow. The little ones of K- I loved moulding clay to form the colorful rainbow.



They learnt the various hues of the VIBGYOR

HEAVY & LIGHT

Our little fawns were given the chance of experiential learning of the concept of heavy & light. They lifted the chair & then tried to lift the table, but they couldn't do so. Teacher explained them that the chair is light so they could lift but the table was heavy.



MORE OR LESS

The little ones are always interested in learning new things and if the learning activity is made colorful it adds to the zeal of the kids. The K-1 kids were taught the concept of more and less with colorful jelly balls. Making one Jar less and other more was fun for them.



आ की मात्रा

This activity was conducted to introduce 'आ की मात्रा'. Teacher explained how to make 'आ की मात्रा' by the action of hands. Then, children were explained about how the sound of any word changes just by adding a matra in a single letter. Teacher asked the children to pick up the flash cards of the words of 'आ की मात्रा' and pronounce it in the class.



FOOD WE MUST EAT

It was a stepping stone activity to introduce different food items to students. Children were divided into three groups. First group of students picked up the flash cards of food items, second group of students identified the pictures in the flash cards and third group categorized the food items into fruits, vegetables and dry fruits. At last, they picked the name flash cards of food items. Then, teachers explained why these food items are important for our body.




IDENTIFY ME

This was a stepping stone activity to help the students learn more about healthy and unhealthy food. In this activity, teachers gave flash cards to students. Students recognized the pictures in the flash cards and spoke out the names of different food eatables. The activity ended with the discussion about the pictures given in flash cards i.e. which are healthy and unhealthy food. Teachers also explained the consequences of consumption of unhealthy food.



SKIP COUNTING ACTIVITY

This activity was conducted in the Math Lab using the kits by 'Math Buddy'. Students used 'Hundreds Board and Thin Square Tiles' to learn the concept of skip counting. They skipped 1 number every time to go directly to the second number. Likewise, they also learnt skip counting by 3's and 5's through this activity.



SPECIAL NOUNS ACTIVITY

This activity was performed by the students of Grade – I. Teachers commenced the activity with the recap of 'Nouns' i.e. with the recap of names of person, place, animal and thing. Teachers asked the students to speak out the naming words which are not common for all. Students wrote special names on the sticky notes with the help of teachers. At last, teachers discussed all the special names with the students and taught them that these special words are known as 'Proper Nouns'.





TYPES OF HOUSES ACTIVITY

This is a Science Lab Kit Activity performed by the students of Grade II. In ‘Types Of Houses Activity’, students learnt different types of houses. They learnt different material used to make Kachcha House, Pakka House and Stilt House and made their models too. They checked the stability of the houses by blowing them gently and strongly. They also learnt the benefits of stilt house by pouring water on it.



UNDERSTANDING ADDITION ACTIVITY

This was a Math Lab Activity by ‘Math Buddy’. Students of Grade – I performed this activity to practice addition sums. First the teachers gave a recap of addition with the terms used in addition like ‘Augend, Addend and Sum’. Then, students used thin square tiles to do addition operation. This was really a fruitful activity for the addition concept as students practiced the sums through playful learning.



HELP YOURSELF WITH HELPING VERBS

This stepping stone activity was conducted to explain the use of 'IS, AM, And ARE' Helping Verbs. Teacher introduced the use of these helping verbs by the following rules-



- ⇒ Always use **am** with I.
- ⇒ Use **is** with **He, She, It and Singular Noun**
- ⇒ Use **are** with **I, You, We, They and Plural Noun**

Then, teacher asked the students to introduce themselves and their friends using helping verbs by giving them different characters of fruits, flowers and butterflies.



VALUE THE NUMBERS IN THE GARLAND


This activity introduced the concept of place value i.e. tens and ones. First, teachers explained the students that 10 ones make 1 ten. Then, children were explained how to make different numbers using the beads garland. After that, children were asked to show different numbers using the same beads garland. For e.g. to show number 14 – Students made 1 garland of 10 beads to show 1 ten and they placed 4 beads separately to show 4 ones. This practical activity helped the students to understand the place value in a better way.



Efficient Life Skills

BUILD A LETTER CLUB

Handwriting activates the brain as it involves more complex motor and cognitive skills. It is critical, well-crafted text affecting both fluency and the quality of composition. Stroke based approaches are the basic and fundamental unit in improving handwriting especially for the beginners. All drawing and handwriting is produced by a series of strokes that form curved and straight lines in different directions. An important aspect of this learning is strong and automatic association between the sound of letter (phoneme), the shape of letter (grapheme) and the motor plan for the letter. Students learnt four types of basic approaches (i) approach strokes (ii) Roller coaster (iii) Hills and Valleys (iv) Ocean wavers. These strokes enable the child to link it to form letters in a smooth manner without the need for the visual guidance.



UNDERSTANDING THE ECONOMY - MY AURA CLUB

In ANM, we expect the child to develop cognitively, socially and emotionally through various activities and experiences. In this activity, the children set up small stalls in the classroom with the help of their teachers. Shops were setup in the classroom and the children of Grade I & II played the roles of sales person and customers. The children became aware of different commodities. They learnt new vocabulary in the context of buying and selling. They were able to interact with each other and feel comfortable with peers.

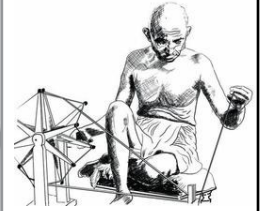


FORTHCOMING EVENTS



01-10-19 :
Gandhi
Reborn

02-10-19 :
Gandhi
Jayanti



08-10-19 :
Dussehra



12-10-19 :
Portfolio-II
(Grade III-XII)

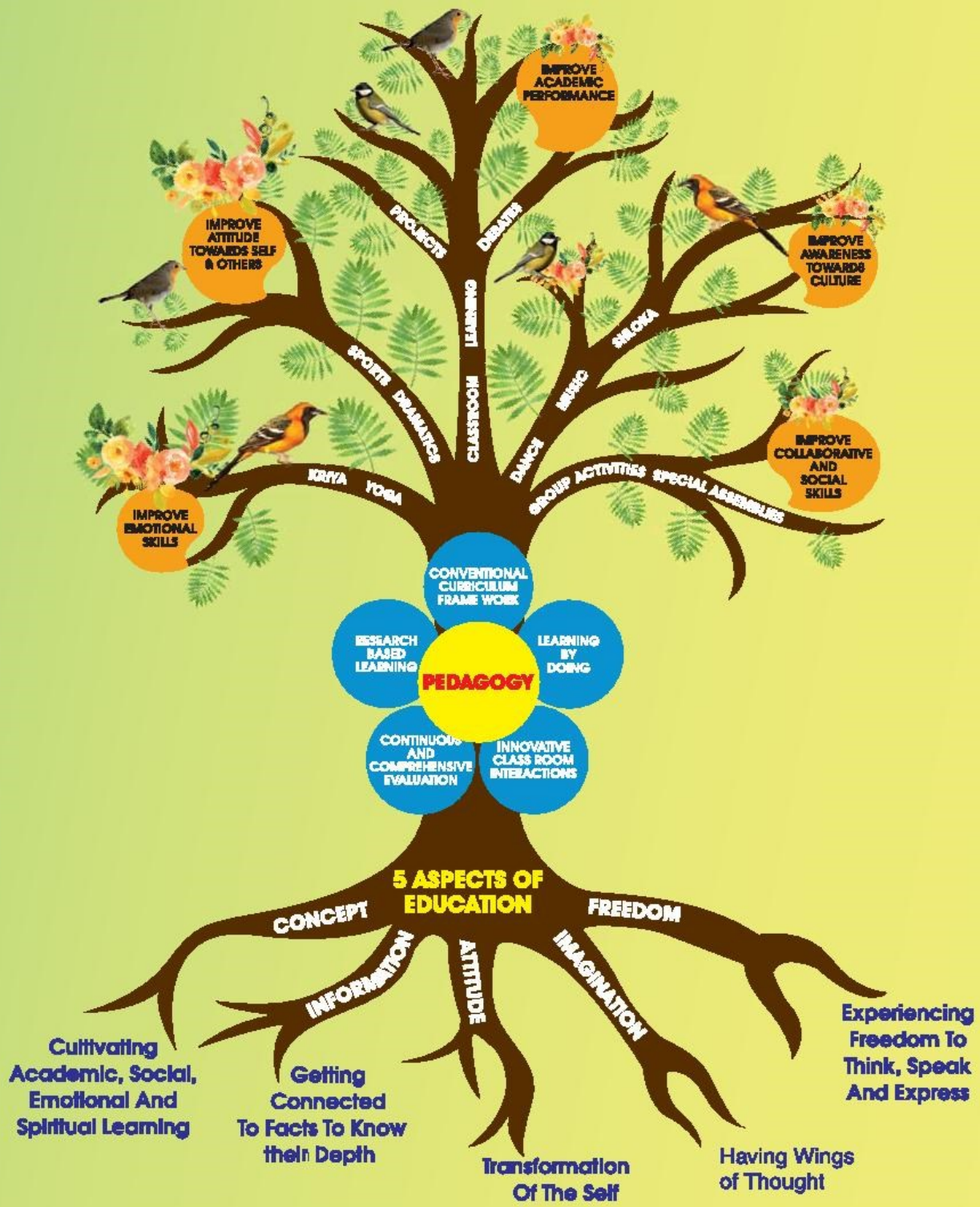
**25-10-19 to
10-11-19 :**
Diwali Break



11-11-19 :
School
Reopens

16-11-19 :
Portfolio-II
(Key Stage - I)





ANAND NIKETAN

Address : Hathljan Village, Jasoda Nagar - Memdabad Highway, Ahmedabad.
City Office : 9924052800 **Mobile :** 079 29708585, 9662028554
Email : anmaninagar@anandniketan.org
website : www.anandniketanmaninagar.org